



Thank you very much for using SUNX products. Please read this Instruction Manual carefully and thoroughly for the correct and optimum use of this product. Kindly keep this manual in a convenient place for quick reference.

**Rectangular Head Fiber**

Standard type

Sharp bend type

FT- Z8 □ FT- WZ8 □



This product is not a safety sensor. Its use is not intended or designed to protect life, and prevent bodily injury or property damage from dangerous parts of machinery. It is a normal object detection sensor.

**SPECIFICATIONS**

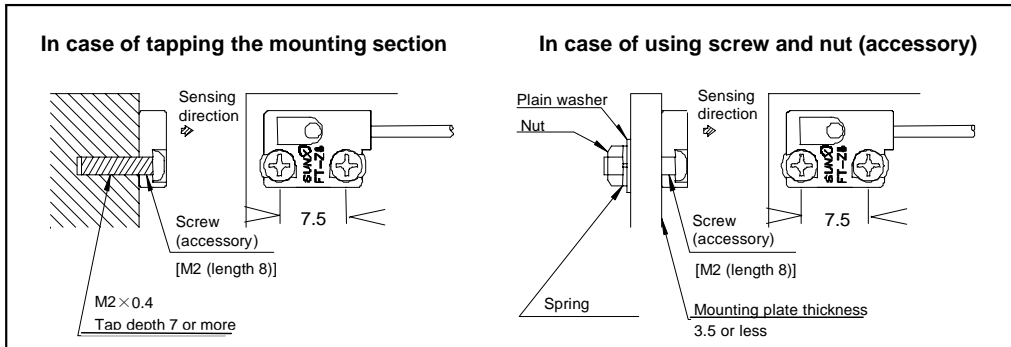
Item	Type Model No.	Thru-beam type					
		Front sensing		Side sensing		Top sensing	
		FT-Z8	FT-WZ8	FT-Z8E	FT-WZ8E	FT-Z8H	FT-WZ8H
Allowable bending radius		R4mm or more	R1mm or more	R4mm or more	R1mm or more	R4mm or more	R1mm or more
Fiber length		2m free-cut					

**MOUNTING**

- Mount the fiber head by using the enclosed set of screws. The tightening torque should be 0.15N·m or less.
- If the fiber head is mounted in places subject to vibrations or shocks, use a screw-locking adhesive, etc.
- Mount each fiber head as given below.

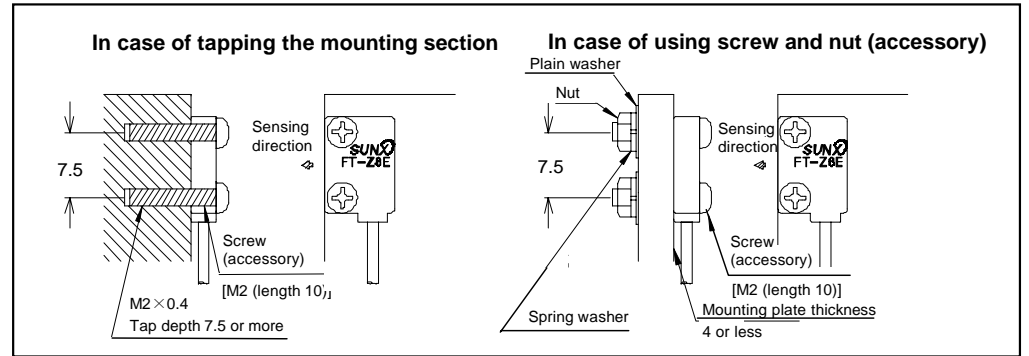
**FT-Z8 / FT-WZ8 (Front sensing type)**

(Unit: mm)



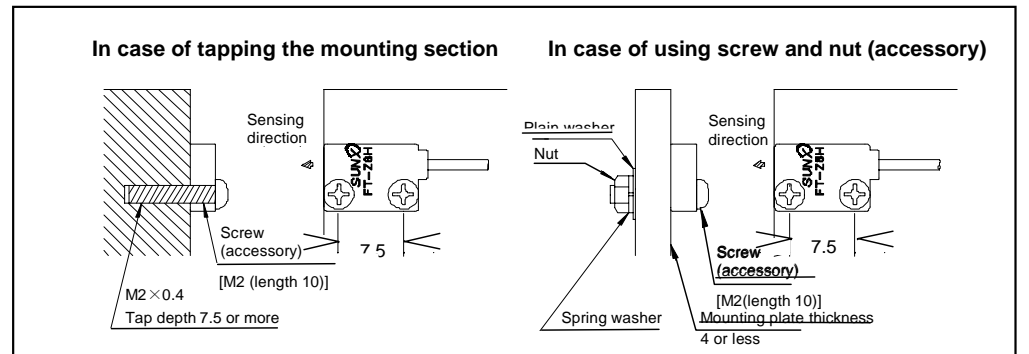
**FT-Z8E / FT-WZ8E (Side sensing type)**

(Unit: mm)



**FT-Z8H / FT-WZ8H (Top sensing type)**

(Unit: mm)



Information not mentioned in this instruction manual is given in the instruction manual of the fiber sensor amplifier. Please read the instruction manuals together.

**SUNX Limited**

<http://www.sunx.co.jp/>

**Head Office**

2431-1 Ushiyama-cho, Kasugai-shi, Aichi, 486-0901, Japan

Phone: +81-(0)568-33-7211 FAX: +81-(0)568-33-2631

**Overseas Sales Dept.**