

*Material, color and structure
independent optical detection*

Optical sensors for people detection

Panasonic optical sensors are ...

- adjustable in sensing range of up to 2.5m
- hardly affected by object, color and material
- equipped with output indicator on the sensor
- water-jet proofed – IP67
- combining sender and receiver in one housing
- sturdy against dust and dirt
- less affected by lens contamination
- suppressing the background to assure correct detection

Material independent detection



Color independent detection



Structure independent detection



Applications

Example of retail shop, museum and public transportation

Counting the number of visitors in a retail shop, museum or public transportation vehicle to check customer flow is becoming increasingly important for planning capacities and analyzing data for strategic decisions.

For these kind of applications our optical sensors are ideal, because they detect people also under difficult conditions, i. e. when they wear dark or white clothes that are wet and reflecting light. People detection is also possible through a window.



Panasonic controller (PLC)
saves data periodically with time and date stamp like the number of counted people and saves and calculates all relevant information for statistical purposes.

Panasonic Touch panel
can be used to display individual settings like time, date, email address, password etc.

Panasonic WEB server
sends periodically e-mails with comprehensive content and stocks internet pages to display statistical data.

Internet / e-mail
Displaying data is possible on smart phones, PCs or iPads or via polling (remote data retrieval) to collect from a multitude of stations.

Other fields of applications

Color, material and surface structure can also be important in other domains like animal and wood industry where optical detection needs also to be done

to check the position or presence. Examples are milking machines, automatic feeding stations for animals, wood cutting machines, etc.

People detection



Counting people

Agriculture






Detecting animals

Wood industry



Wood detection

Technical specifications

Model	EQ500 series	EQ30 series	CX-400 series
Product			
Sensing range	2.5m	2.0m	0.8m
Power supply	24 to 240 V AC	10 to 30V DC	12 to 24 V DC
Connection	Screw terminal	Cable and connector type	Cable and connector type
Sensor size (HxWxD)	68 x 26 x 68mm	68 x 20 x 40mm	31 x 11.2 x 20mm
Technology	Diffuse reflective triangulation technology <ul style="list-style-type: none"> • Sender and receiver in the same housing, no reflector needed. • Sensor checks the angle, not the quantity of the reflected light. 		

Panasonic®

Panasonic Electric Works Europe AG

Rudolf-Diesel-Ring 2 • 83607 Holzkirchen
 Tel.: +49 (0) 8024 648-0 • Fax: +49 (0) 8024 648-111
 e-mail: info.peweu@eu.panasonic.com
 www.panasonic-electric-works.com

Your distributor: