

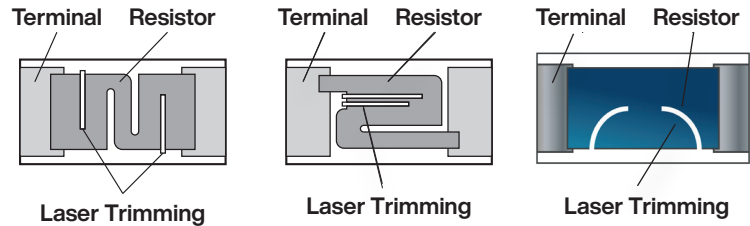
High Power SMD Resistors

Downsizing and component-saving

Added value

- > Downsizing & High Power Load
- > Components-Saving
- > Cost Saving
- > High Pulse Characteristics
- > High Voltage Characteristics
- > Excellent Heat Dissipation

Examples of Anti-Surge Type Structure



1 2 3
E R J

Product Code
Thick Film
Chip Resistors

4 5 6
P 0 6

Size, Power, Rating		
Type	Inch	Power R.
PA2	0402	0,20W
P03	0603	0.20W
PA3	0603	0.25W
P06	0805	0.50W
P08	1206	0.66W
P14	1210	0.50W
H2	0402	0.1W
H3	0603	0.125W
H6, HP6	0805	0.5W

7
D

Resistance Tolerance	
Code	Tolerance
D	±0.5%
F	±1.0%
J	±5.0%

8 9 10 11
1 0 0 2

Resistance Value
The first two or three digits are significant figures of resistance and the third or fourth one denotes number of zeros following.
Three digit type (±5%)
Four digit type (±1.0%, ±0.5%)
Example: 222 -> 2.2kΩ, 1002 -> 10kΩ

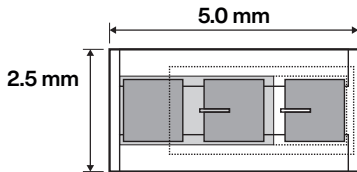
12
V

Digit
Part Number

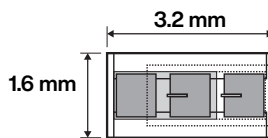
Packaging Methods		
Code	Packaging	Type
X	Punched Carrier Taping 2 mm pitch, 10,000 pcs.	ERJPA2 ERJH2
V	Punched Carrier Taping 4mm pitch, 5,000 pcs.	ERJP03 ERJPA3 ERJP06 ERJP08 ERJH3, ERJH6, ERJHP6
U	Embossed Carrier Taping 4mm pitch, 5,000 pcs.	ERJP14

Wide terminal structure type example

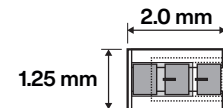
> ERJB1,D1
(Size 1020)



> ERJB2,D2
(Size 0612)



> ERJB3
(Size 0508)



1 2 3
E R J

Product Code
Thick Film
Chip Resistors

4 5
A 1

Size, Power, Rating		
Type	Inch	Power R.
A1	1225	1.33W
B1	1020	1W (2W; R≤10Ω)
B2	0612	0.75W (1W; R≤10Ω)
B3	0508	0.33W (0.5W; R≤10Ω)
D1	1020	2W
D2	0612	1W

6
A

Resistance Value Region	
A	10Ω ≤ R
B	0.22Ω ≤ R < 10Ω
C	0.01Ω ≤ R < 0.22Ω
D	0.005Ω ≤ R < 0.01Ω

7
J

Resistance Tolerance	
F	±1.0%
G	±2.0%
J	±5.0%

8 9 10
1 0 2

Resistance Value
Shown by three digits or letters.
Only when it is possible, shown by four digits or letters.
Ex.: 102: 1.0kΩ R01: 0.01Ω = 10mΩ
4R7: 4.7Ω R015: 0.015Ω = 15mΩ

11
U

Digit
Part Number

Packaging Methods		
	Packaging	Type
V	Punched Carrier Taping 4mm pitch, 5,000 pcs.	ERJB2 ERJB3 ERJD2
U	Embossed Carrier Taping 4mm pitch, 5,000 pcs.	ERJB1 ERJD1
	Embossed Carrier Taping 4mm pitch, 4,000 pcs.	ERJA1

*ERJD1/D2 is indicated as 4 digits

For Automotive & high reliability applications

- > Corresponding to AEC-Q200
- > High Power in small package
- > High Performance
- > Cost Saving
- > High Reliability
- > Wide Resistance Value
- > Excellent TCR
- > Down Sizing
- > Stability over life time
- > MELF Replacement

Panasonic Industry Europe GmbH
industry.panasonic.eu
resistor@eu.panasonic.com

High Power SMD Resistors

Downsizing and component-saving

